

Machined Pin connectors 2.54 mm: MPHES series

SPECIFICATIONS:

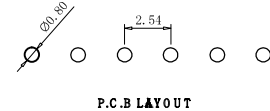
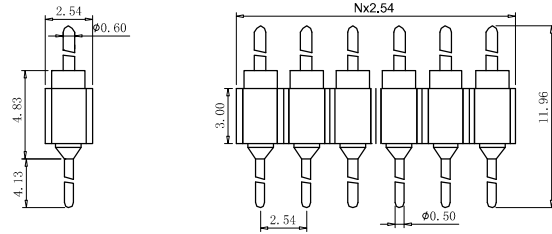
Insulator: PPS
 Flammability: UL 94V-0
 Sleeve: Brass
 Mating pin Ø: 0.41 mm
 Mechanical life: min 500 cycles
 Rated current: 3A
 Contact resistance: max 10 mΩ
 Dielectric strength: min 1000V RMS

Ordering Code:

MPHES - X - X - X - X - X - 02
 ① ② ③ ④ ⑤ ⑥ ⑦

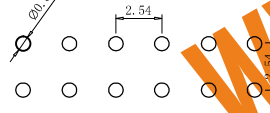
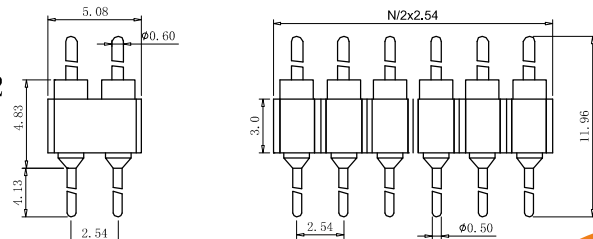
- ① MPHES series
- ② Contact NO:
XX=XXpin
For example:
06=06pin
- ③ Pin Plated
0; No
1; Tin 150 μ"
2; Tin 200 μ"
3; G/F
4; Gold 3 μ"
5; Gold 10 μ"
6; Gold 15 μ"
S; Special
- ④ Clip Plated
0; No
1; Tin 150 μ"
2; Tin 200 μ"
3; G/F
4; Gold 3 μ"
5; Gold 10 μ"
6; Gold 15 μ"
S; Special
- ⑤ Packing
A:Tray B:Bag
C:Tube D:Tape Reel
- ⑥ Type selection
A:Type1 B:Type2
C:Type3 D:Type4
- ⑦ Series number

A:Type1



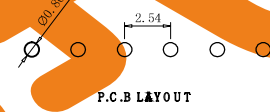
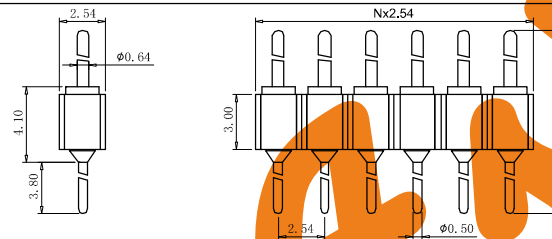
Straight pin connector height
 4.83mm:solder tail, single row
 Availability from:1 to 40 contacts
 Standard number of contacts 5, 6, 8, 9,
 10, 11, 12, 14, 16, 17, 20, 25, 30, 32 and 40

B:Type2



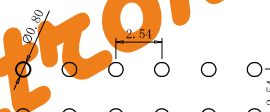
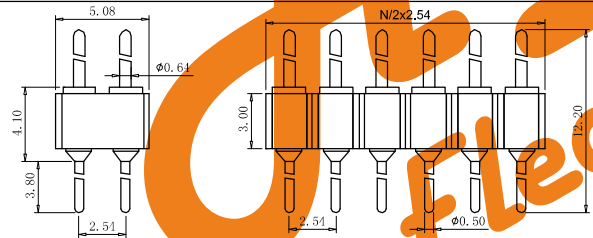
Straight pin connector height
 4.83mm:solder tail, double row
 Availability from:2 to 80 contacts
 Standard number of contacts 20, 56
 60 and 72

C:Type3



Straight pin connector height
 4.1mm:solder tail, single row
 Availability from:1 to 40 contacts
 Standard number of contacts 5, 6, 8, 9,
 10, 11, 12, 14, 16, 17, 20, 25, 30, 32 and 40

D:Type4



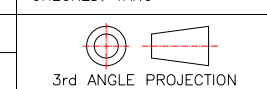
Straight pin connector height
 4.1mm:solder tail, double row
 Availability from:2 to 80 contacts
 Standard number of contacts 20, 56
 60 and 72

Unless Otherwise specified tolerance
 X.±0.35
 X.X:±0.25
 X.XX:±0.20
 X.XXX:±0.15

SCALE: 2:1 UNIT: mm

DRAWN: junfon H

CHECKED: YANG



WWW.AsA-Elec.com
AsA Electronic Co.
 Tel : (+98) 21 66 73 56 82 Mob : (+98) 912 03 161 02

TITLE:
 Machined Pin connectors 2.54 mm:
 MPHES series

DRAWING NO: MPHES-XXXXX02
 PRODUCT NO: MPHES-XXXXX02

Add option of plating

10-08-28

REV

DESCRIPTION

DATE

